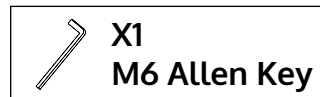
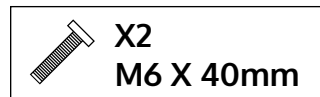
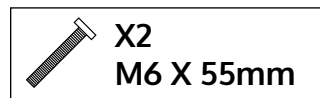
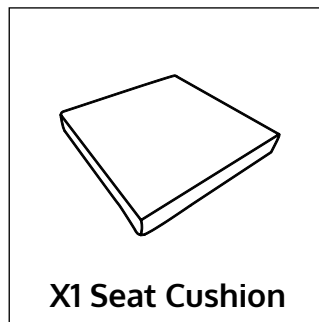
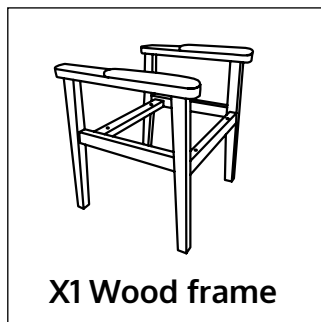







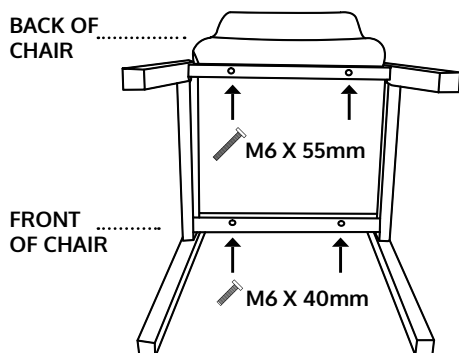
## VITRA FIRESIDE CHAIR MANUAL

PRODUCT CODE RR05091

### INCLUDED:



### ASSEMBLY INSTRUCTIONS:



Lay the wood frame on its side so you can access the screw holes. Align the back with the wood frame and use the screws provided to attach the back to securely to the wood frame (make sure to use the M6 x 40mm screws on the back of the chair and the M6 x 30mm screws on the front of the chair). Put the chair upright and place the seat cushion on the chair and enjoy your Vitra Fireside Chair.

- Easy to install
- Comfortable
- Elegant Design
- Extra Support with high back



- Do not stand on the product or use it as a step ladder.
- Do not use this product unless all bolts and screws are firmly secured.

#### MAX USER WEIGHT

**150 kg**

#### DIMENSIONS

**58 cm** WIDE

**66 cm** DEEP

**113 cm** HIGH

#### SEAT WIDTH

**48 cm**

#### SEAT DEPTH

**49 cm**

#### SEAT HEIGHT

**48 cm**

**WARRANTY:** The warranty period is two years. This does not include soft furnishings.